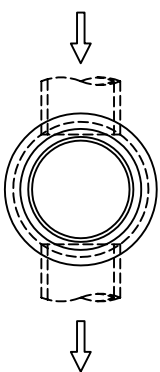
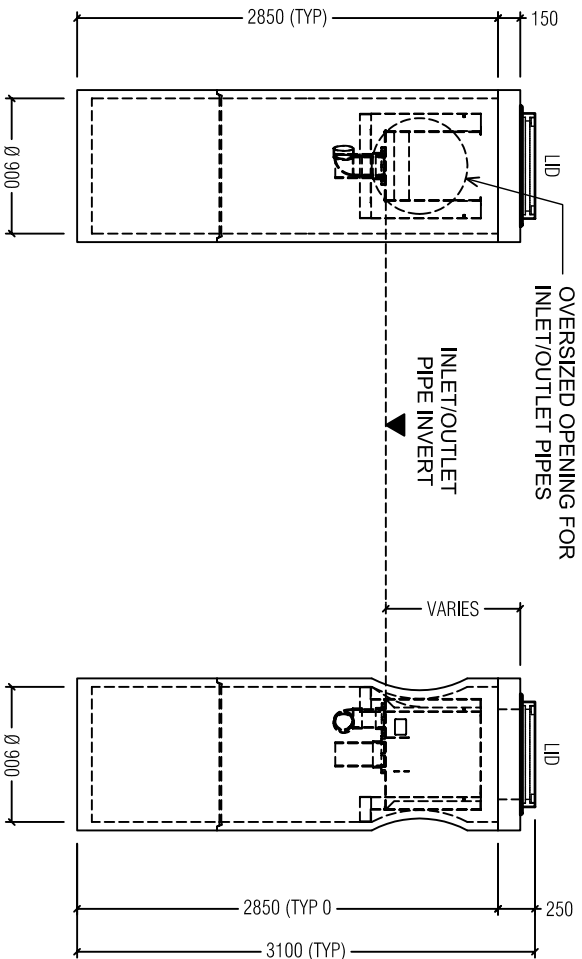


MAX INLET AND OUTLET  
PIPE DIAMETER = 450mm



**PLAN VIEW**

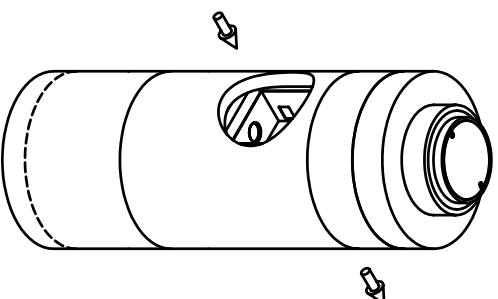


**LEFT SIDE VIEW**

**ELEVATION VIEW**

**VORTSENTRY MODEL HS09**

**ASSEMBLED VIEW**



**NOTES:**

1. STORMWATER TREATMENT SYSTEM (SWTS) SHALL REMOVE 80% OF A SEDIMENT GRADATION WITH AN AVERAGE PARTICLE SIZE OF 240 MICRONS AT THE DESIGNATED TREATMENT FLOW RATE LISTED IN THE TABLE FOR EACH CORRESPONDING MODEL.
2. SWTS REMOVAL EFFICIENCY CLAIM SHALL BE CORROBORATED BY FULL SCALE LABORATORY TEST PERFORMANCE DATA.
3. SWTS MAINTENANCE RECOMMENDATIONS SHALL BE SUPPORTED BY FULL SCALE WASH-OUT TESTING.
4. SWTS SHALL PROVIDE INTERNAL BYPASS OF FLOWS THAT EXCEED THE TREATMENT FLOW RATE.
5. SWTS MAXIMUM HYDRAULIC CAPACITY MAY VARY DEPENDING UPON THE INLET PIPE DIAMETER, MATERIAL AND SLOPE.
6. SWTS INVERTS IN AND OUT SHALL BE AT THE SAME ELEVATION, INLET AND OUTLET PIPES MUST BE 180° FROM EACH OTHER.
7. MINIMUM RIM TO INVERT DISTANCE MAY BE REDUCED DEPENDING UPON ACTUAL PIPE DIAMETER. CONTACT STORMWATER360 FOR SITE SPECIFIC INFORMATION.
8. PIPE SIZE MAY BE SMALLER THAN THE MAXIMUM PIPE SHOWN ON THE TABLE: SEE SITE PLAN FOR PIPE SIZE.
9. PURCHASER SHALL NOT BE RESPONSIBLE FOR ASSEMBLY OF INTERNAL COMPONENTS
10. ACCESS FRAME AND COVER SUPPLIED WITH SYSTEM, NOT INSTALLED. SWTS MAY ALSO HAVE A GRATED INLET COVER (NOT SHOWN).
11. PURCHASER TO PREPARE EXCAVATION AND PROVIDE LIFTING EQUIPMENT.
12. VORTSENTRY HS BY STORMWATER360:  
 SYDNEY (AU) PHONE: (02) 9525 5833  
 BRISBANE (AU) PHONE: (07) 3272 1872  
 AUCKLAND (NZ) PHONE: (09) 476 5586

This drawing is for the purpose of specifying stormwater treatment equipment to be furnished by Stormwater360 and may only be transferred to other documents exactly as provided by Stormwater360.



STORMWATER360  
 VORTSENTRY MODEL HS09  
 STORMWATER TREATMENT SYSTEM  
 PRODUCT DRAWING

DRAWING  
 1  
 A

DATE: 07.03.08

SCALE: N.T.S.

FILE NAME: VSHS09-1

DRN: R.P.

CHK: M.W.