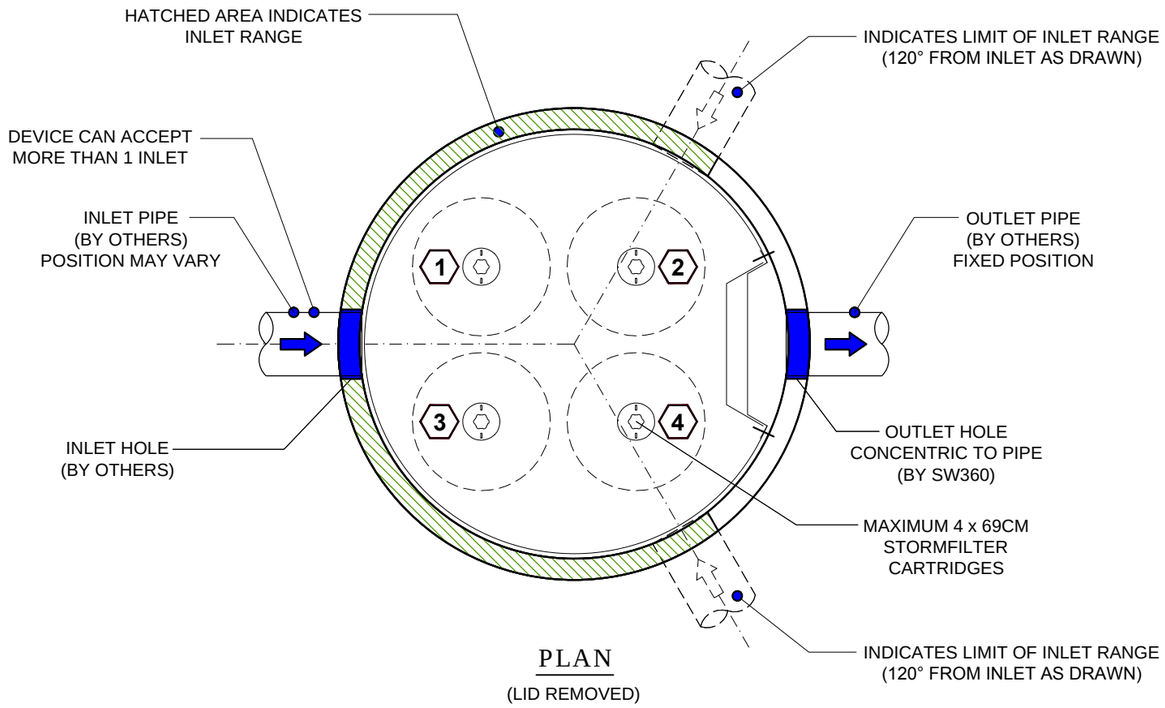

PLAN

(LID REMOVED)

TO BE COMPLETED BY CUSTOMER / CONTRACTOR							
COMPANY :				P.O. NUMBER :			
SITE ADDRESS :							
SITE CONTACT & PHONE :							
PREFERRED DELIVERY DATE (TBC SW360) :							
STORMFILTER REFERENCE (IF APPLICABLE) :							
OUTLET HOLE Ø (CIRCLE) : *(TYPICAL PIPE MATERIAL)*	**Ø 200** *(DN150 PVC)*	**Ø 225** *(DN175 PVC)*	**Ø 275** *(DN225 PVC)*	**Ø 300** *(DN225 RRJ)*	**Ø 350** *(DN300 PVC)*	**Ø 400** *(DN300 RRJ)*	**Ø 500** *(DN375 RRJ)*
LID LEVEL (RL) :		OUTLET PIPE (IL) :				DTI :	
COMPLETED BY :		SIGNED :				DATE :	

TO BE COMPLETED BY SW360				
SW360 PRODUCT CODE :				
MEDIA TYPE (CIRCLE ONE) :	PERLITE	ZPG	OTHER :	
CARTRIDGE QTY (STATE) :			PRE-INSTALLATION (Y/N) :	
SP FLOW RATE (CIRCLE ONE) :	FULL (Ø 25.0 ID) RED	3 QTR (Ø 21.8 ID) GREY	HALF (Ø 17.9 ID) ORANGE	OTHER :
ACCESS COVER (CIRCLE ONE) :	ALLOY CHEQUER PLATE		OTHER :	
COMPLETED BY :	SIGNED :		DATE :	

NOTE : INLET (MAX) AS SUCH THAT TOP OF CORED HOLE TO TOP OF RISER IS 300 mm MIN

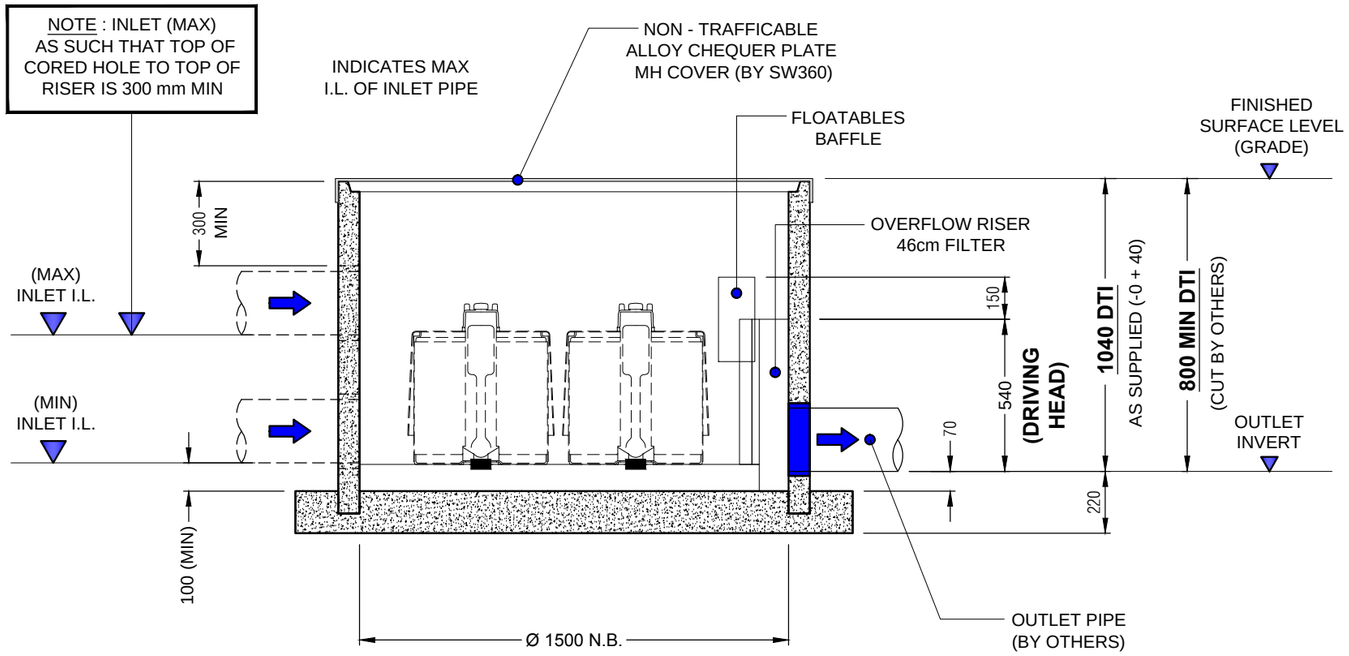

ELEVATION

SW360 PRODUCTION DATA

OUTLET HOLE DETAILS :

(CIRCLE REQUIREMENT)

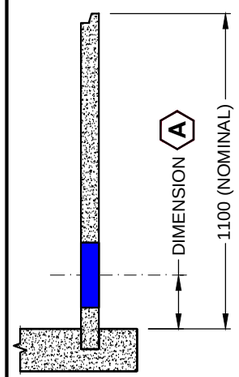

OUTLET HOLE Ø	DIM A
200	145
225	165
275	190
300	180
350	220
400	225
500	260

DWG ISSUE No. :

REQUIRED DATE :

NOTES

1. MANHOLE UNIT FITTED WITH SWIFTLIFT ANCHOR POINTS (QTY 2). DO NOT EXCEED 60 DEGREE LIFT ANGLE.
2. UNIT SUPPLIED WITH OUTLET CORE DRILLED. INLET/S CORE DRILLED ON SITE BY OTHERS WITHIN RANGE SHOWN ON DRAWING.
3. SEALING / GROUTING OF MANHOLE COMPONENTS AND PIPES BY CONTRACTOR. ENSURING LOCAL CODES AND REGULATIONS ARE COMPLIED WITH.
4. ANY RISERS REQUIRED TO INCREASE THE DEPTH TO INVERT (DTI) FROM THAT AS DRAWN TO BE SUPPLIED BY THE CONTRACTOR.
5. FOR A DTI EXCEEDING 5m PLEASE CONTACT **0800STORMWATER**.
6. CONTRACTOR TO TAKE APPROPRIATE MEASURES TO PROTECT CARTRIDGES FROM CONSTRUCTION RELATED EROSION RUNOFF.
7. BACKFILL, BEDDING AND BUOYANCY DESIGN BY ENGINEER OF RECORD
8. QTY OF CARTRIDGES BY ENGINEER OF RECORD.
9. CONCRETE MANHOLE RISERS ARE DESIGNED AND MANUFACTURED IN ACCORDANCE WITH AS/NZS 4058 : 2007
10. CONCRETE MANHOLE BASES ARE DESIGNED AND MANUFACTURED IN ACCORDANCE WITH NZS 3101 : 2006 & NZS 3109 : 1997
11. ALUMINIUM LID / NON-TRAFFICABLE
12. FOR REQUIREMENTS OUTSIDE OF DRAWING SPECIFICATIONS PLEASE CONTACT **0800STORMWATER**.

APPROX WEIGHTS

MANHOLE SECTION INCLUDING CARTRIDGES : **2450 Kg**
(AS DELIVERED, BASED ON QTY 4 ZPG CARTS)

Stormwater360 BETWEEN SKY AND SEA

0800 STORMWATER

sales@stormwater360.co.nz

www.stormwater360.co.nz

CONDITION OF USE

© STORMWATER360 2019
Any unauthorised reproduction of this drawing in part or in full is prohibited

STORMFILTER®
CARTRIDGE FILTRATION SYSTEM
46cm CART / DN1500 x 1200 MH : NON - TRAFFICABLE
GENERAL ARRANGEMENT

SCALE : NTS | DRG No : SF-MH-46-1500-NT-20 | REV : 1 | DATE : 01.03.19

JOB NO :				REV	REVISION DETAIL	DATE
PROJECT :				0	APPROVED	01.03.19
				1	MARK-UPS	09.04.19
DRN :	R.P.	01.03.19				
CKD :	G.S.	G.Y.	01.03.19			